




Behringer V Amp 3 Manual

behringer v-amp 3 p0961 product information document - next-generation modeling guitar amplifier with 480 virtual combos and usb audio interface guitar effects processors v-amp 3 product information document

virtual amplification v-amp 3 - music tri - 2 virtual amplification v-amp 3 user manual thank you thank you for choosing the v-amp 3. this powerful and versatile guitar preamp is the latest in the line of acclaimed v-amp series processors, adding 4 new amp

v-amp 3 operating/safety important: read this document before - es fr v-amp 3  pg 2 behringer important safety instructions this symbol, wherever it appears, alerts you to the presence of uninsulated dangerous voltage inside the enclosure

next-generation virtual guitar amplifier with usb audio ... - english user manual behringer v-amp 3 next-generation virtual guitar amplifier with usb audio interface and energyxt2.5 recording software

virtual amplification v-amp 3 - sound productions - behringer germany top tone  "in full effect the v-amp 3 gives you flanger, chorus, compression, delay and 12 other beautiful digital effects to apply to your sound. adjust the effect  s level in the mix via the effects dial. to adjust effect parameters, you can rhythmically press the tap button to alter delay times or lfo speeds, or hold down the tap button and twist the effects knob to ...

virtual amplification v-amp 3 - soundpro - quick start guide (check out behringer for full manual) virtual amplification v-amp 3 next-generation modeling guitar amplifier with 480 virtual combos and usb audio interface

behringer v-amp 3 user manual - 3. once a modeler is installed in the ds-1, all of the signal input and output as well special information for owners of line6 pod or pod xt, behringer v-amp.

data-manfull v-amp2 eng rev b - 3 v-amp 2 foreword dear customer, welcome to the community of behringer users and thank you for the trust you have shown us in buying the v-amp 2. it gives me particular pleasure to write this to you because, after months of hard work, our engineers have

behringer x v-amp quick reference sheets - ashbass - behringer x v-amp notes: 1. keys/controls required for changing settings are shown in brackets []. 2. use this diagram to translate adjust control settings to numbers.

tip #1: master input gain - zinfanus - my bass v-amp is set to "live 3" (l3), where cabinet simulation is off (because i'm using a real cab) and the xlr di jacks output behringer's ultra-g cabinet simulator, which is actually quite good. unlike other modelers, like line 6 pod x3, the bass v-amp totally removes cabinet selection

Related PDFs :

[Abc Def](#)

[Sitemap](#) | [Best Seller](#) | [Home](#) | [Random](#) | [Popular](#) | [Top](#)